

ALL-NEW HIACE

DELIVERING EFFICIENCY



Move your world



01 TAILORED FOR TRANSPORT. CRAFTED FOR COMFORT.

Welcome to a world of redefined mobility. The all-new Hiace introduces a seamless balance of power, efficiency and comfort, where its fresh design and high performing functionality embody pure transportation excellence that surpasses expectations.

Annular Frame Structure

A specially developed cabin structure that provides protection to the passengers and improves vehicle rigidity.

Front Power Window

Wind the windows up and down hassle-free at the touch of a button.

Side Mirrors and Wide-Angle Mirrors

Offers the driver a clear view to check blind spots for added ease and safety.



Daytime Running Lights (DRL)

Increases visibility of the vehicle to others on the road during the day.



02 EXTERIOR

Sleek as it is functional. The all-new Hiace adopts a robust build and glossy exterior, complete with painted front and rear bumpers and sophisticated chrome furnishings.



■ 6.4m Turning Radius

Experience smooth turns and easily manoeuvre the vehicle through tight spaces.



■ Chrome Grille

Distinctive chrome grille that exudes a premium and refined feel.



■ Multi-reflector Headlamps

Provides enhanced illumination on the road by maximising use of emitted light.



■ Halogen Front and Rear Fog Lamps

Enhances visibility for driver in adverse weather or low-light conditions.



■ **16" Rims with Steel Caps**

16" rims that combine aesthetics and durability, providing the most stable drives.




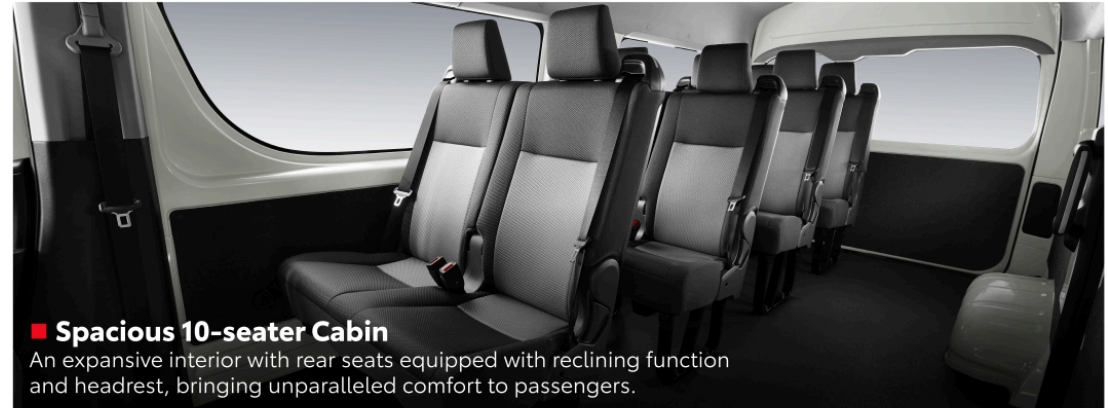
■ **Power Adjustable and Foldable Side Mirror**

Optimises field of view to ensure proper visibility when driving.

03 INTERIOR

Within the all-new Hiace, comfort is second to none. The spacious 10-seater interior is intuitively designed and offers a suite of features, setting the standard for transportation vehicles.





■ 2x Power Outlets
Available power outlets for passengers to easily charge their devices.

■ RFID
Enjoy a seamless and secure driving experience with RFID technology.

04 PERFORMANCE

When it comes to performance, the all-new Hiace doesn't cut corners. With a powerful new engine and exceptional stability that provides a heightened sense of control, it delivers in every aspect to meet all your logistics needs.



■ MacPherson Strut Front Suspension

Delivers optimised stability for smooth comfort on all road conditions.



■ Leaf Spring Rigid Axle Suspension

Leaf springs provide better load-carrying capability, while keeping passenger comfort at the forefront.



■ 6-speed Automatic with Sequential Shift

The first and only automatic window van in Malaysia, with a 6-speed automatic transmission that makes transporting loads easy.

Engine

2.8 LITRE

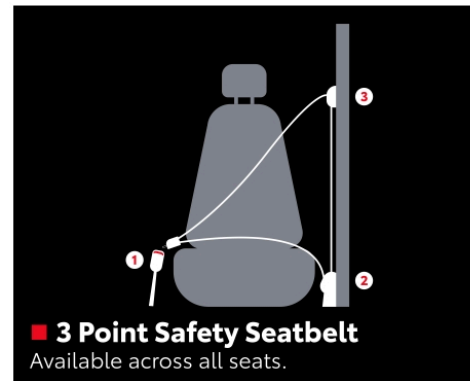
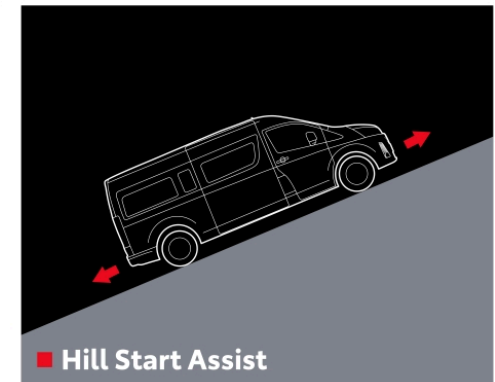

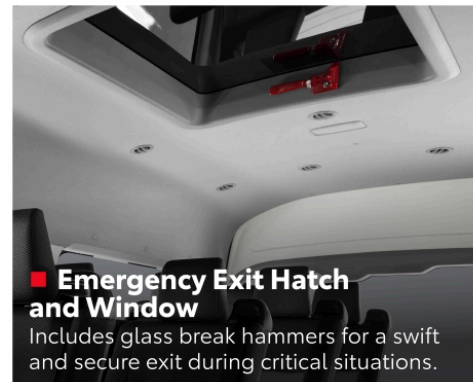
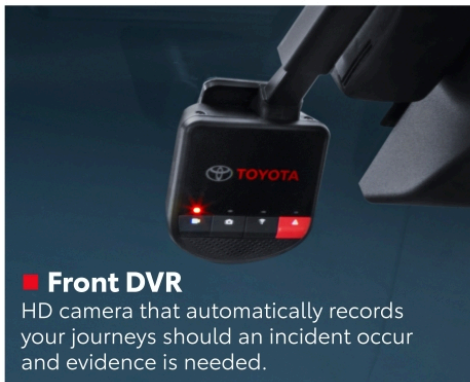
177 PS
Maximum power

450 Nm
Maximum torque



05 SAFETY & SECURITY

Safety is in our DNA. Equipped with advanced safety and security features, the Hiace is engineered to provide peace of mind, ensuring you're well-protected on every trip.

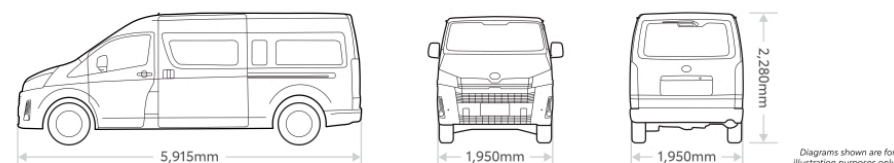


SPECIFICATIONS

VARIANT		PASSENGER VAN 2.8 TURBO DIESEL
ENGINE		
Model		1GD-FTV
Type		4-cylinder, In-line, Turbo Diesel
Displacement	cc	2,755
Max. Output	(PS) / rpm	177 / 3,400
Max. Torque	Nm / rpm	450 / 1,600 - 2,400
TRANSMISSION		
Type		6-speed Automatic with Sequential Shift
CHASSIS		
Suspension	Front / Rear	MacPherson Strut / Leaf Spring Rigid Axle
Brakes	Front / Rear	Ventilated Disc
Steering	Type	Power Assisted Rack & Pinion
Tyres & Rims		235 / 65R16C, Steel with Cap
Spare Tyre & Rim		235 / 65R16C, Steel
Min. Turning Radius	(m)	6.4
Seating Capacity		10 (including driver)
MEASUREMENTS		
Overall	Length	(mm) 5,915
	Width	(mm) 1,950
	Height	(mm) 2,280
Wheelbase		(mm) 3,860
Weight	Kerb / Gross	(kg) 2,550 / 3,500
Tread	Front / Rear	(mm) 1,680 / 1,670
Min. Ground Clearance		(mm) 177
Fuel Capacity		(Litre) 70
EXTERIOR FEATURES		
Headlamps	Type	Halogen
	Headlamp Leveling	Manual
Daytime Running Lights (DRL)		With
Fog Lamps	Front / Rear	With / With
Rear Combination Lamps		Bulb Type
Turn Signal Lamp		Bulb Type
Bumper		Body Colour
Wing Mirror		Power Adjustable & Foldable
Grille		Chrome
Wiper	Front / Rear	With / With
INTERIOR FEATURES		
Meter Panel	Type	Analog Meter Panel
	Multi-Information Display (MID)	Monochrome
Audio System	Type	7" Display Audio
	Speakers	2 Speaker
Air Conditioner	Front & Rear	With

VARIANT		PASSENGER VAN 2.8 TURBO DIESEL
INTERIOR FEATURES		
Accessory Power Outlet		With
Front Digital Video Recorder (DVR)		With
Power Windows		With (Front)
Storage	Glove Box	With
	Overhead Compartment	With
Sliding Door Step Lamp		With
Seat Material		Fabric
Front Seat	Driver / Passenger	6-way Adjustable / 4-way Adjustable
Rear Seat	Type	Recline with Headrest
RFID		With
SAFETY		
Reverse Camera		With
Vehicle Stability Control (VSC)		With
Anti-lock Braking System (ABS)		With Electronic Brakeforce Distribution (EBD) & Brake Assist (BA)
Parking Sensor		With
SRS Airbags		3
Seatbelts	Front	3-point ELR x 2
	Rear	3-point ELR x 8
Emergency Exit		With (With Glass Break Hammer)
SECURITY		
Toyota Premium Security & Solar Film		With
Vehicle Telematics System (VTS)		Optional
Rear Driving Recorder (DVR)		Optional
Security System		Immobiliser with Horn Alarm

*Functions availability may vary depending on smartphones. For details, please contact your nearest Toyota showroom.



- UMW Toyota Motor reserves the right to alter any details of specifications and equipment without notice.
- Details of specifications and equipment are also subject to change to suit local conditions and requirements.
- Vehicle and specifications in this catalogue may vary from models available locally.
- Vehicle body and accessory colours might defer slightly from the printed photos in this catalogue.
- Optional accessories are available at extra cost.
- All images used are for illustrative purposes.



For Your Auto-Financing Needs



3-year warranty from the date of first registration or 100,000km travelled, whichever occurs first.



Move your world